



WHEELCHAIR RAMPS

For a secure and safe environment







SWEDISH QUALITY

We are proud of our heritage. Coming from the region of Småland, we are thrifty in the use of resources and know how to create an environment for seeds to grow and flourish.


We place the utmost importance on delivering first-class Swedish products. All our investments are therefore made cautiously and with great care. We believe in the saying Hard work pays off, and by laying a stable and secure foundation we create opportunities far beyond our region.

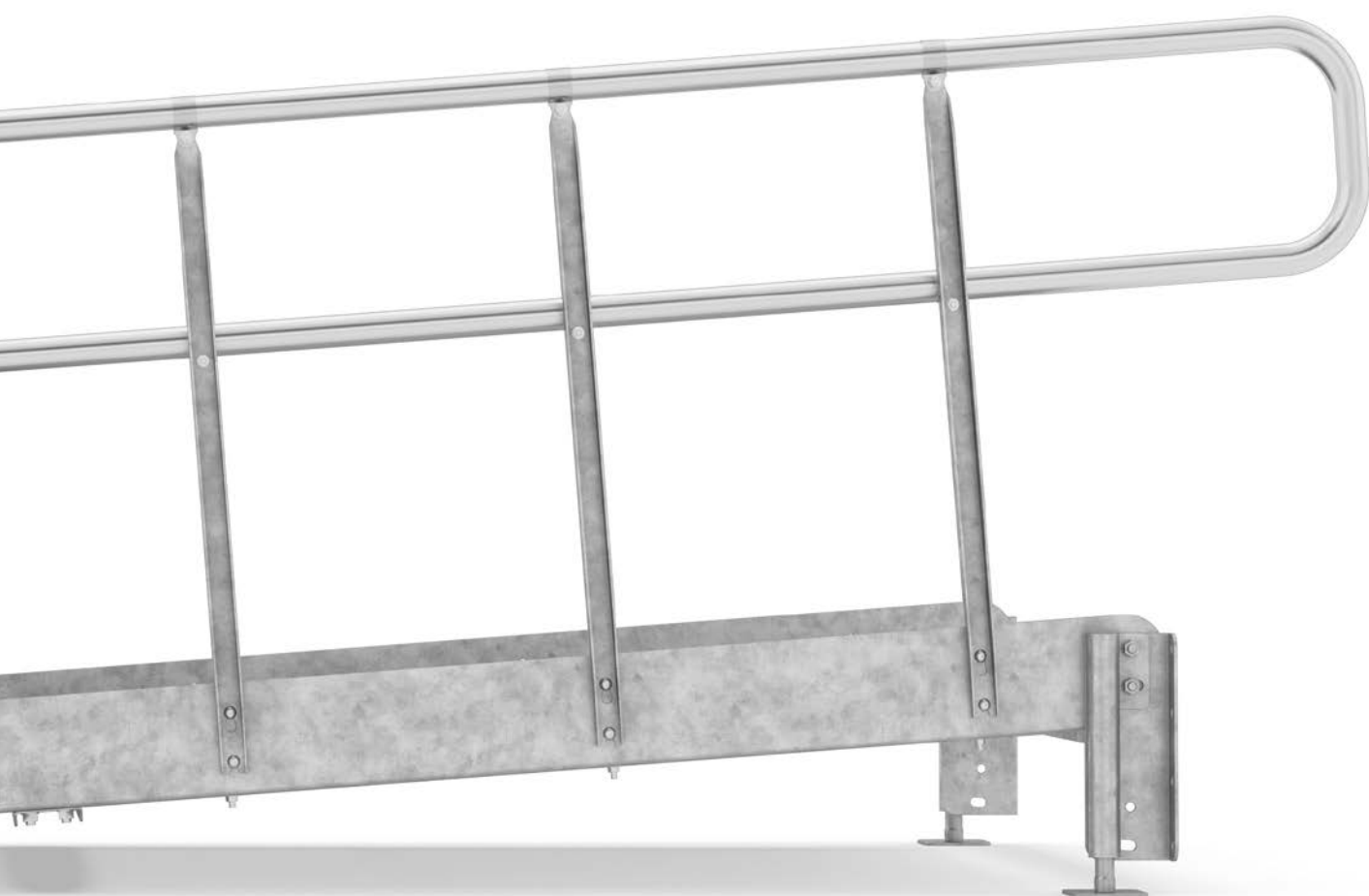
INNOVATION AND PRODUCTION

Weland AB is a leading manufacturer and supplier of spiral staircases, straight flight staircases, railings, wheelchair ramps, gangways, gratings, and mezzanines. Weland is also one of Sweden's major players in the sheet metal working sector.

We combine the wide range of products we keep in stock with extensive product knowledge, a high level of service, and fast deliveries. We continuously develop our machinery to ensure sustainable and reliable production of new, innovative products. This makes us a partner our customers can trust.

Our factory and head office have been located in the town of Smålandsstenar, Sweden since the founding of the company in 1947.







SAFE WHEELCHAIR RAMPS WHEREVER YOU NEED THEM

We manufacture top-quality wheelchair ramps that are stable, safe and easy to assemble. Complete access ramp solutions with floor grating are designed to suit your needs and wishes. Our standard components are held in stock, which means we offer despatch times that very few can match. Weland as your supplier of wheelchair ramps, you can be sure of a reliable and committed partner with a wealth of experience and skills.

Further technical details are available on our website, www.weland.com, and our experienced sales team can assist you with any query you may have.





WHEELCHAIR RAMPS

Our wheelchair ramps are designed to ensure users can move safely and comfortably from one level to the next. The access system consists of ramps with adjustable inclination, recommended maximum 1:12. The ramps are fitted with kick plates and colour contrasts.



RAILING ON TWO SIDES



RAILING ON ONE SIDE,
HANDRAIL ON ONE SIDE



HANDRAIL ON TWO SIDES



WITHOUT RAILING AND HANDRAIL

STANDARD SIZE

1300 x 1500	1300 x 3500	1300 x 5500
1300 x 2000	1300 x 4000	1300 x 6000
1300 x 2500	1300 x 4500	
1300 x 3000	1300 x 5000	

LANDINGS

Our wheelchair ramps can be fitted with complete landings/rest landings as required. They are made of steel grating and are kept in stock for fast delivery. The landings are also used as rest or turn platforms between two ramps. Under current swedish regulations, rest platforms must be installed if disabled wheelchair ramps are longer than 6 metres.

STANDARD SIZE

1510 x 1510
1510 x 2010



FRAME

Support frame including grating.



RAILING WITH KICK PLATE

Straight or angled railing, including kick plate.



ROUND SUPPORT LEGS

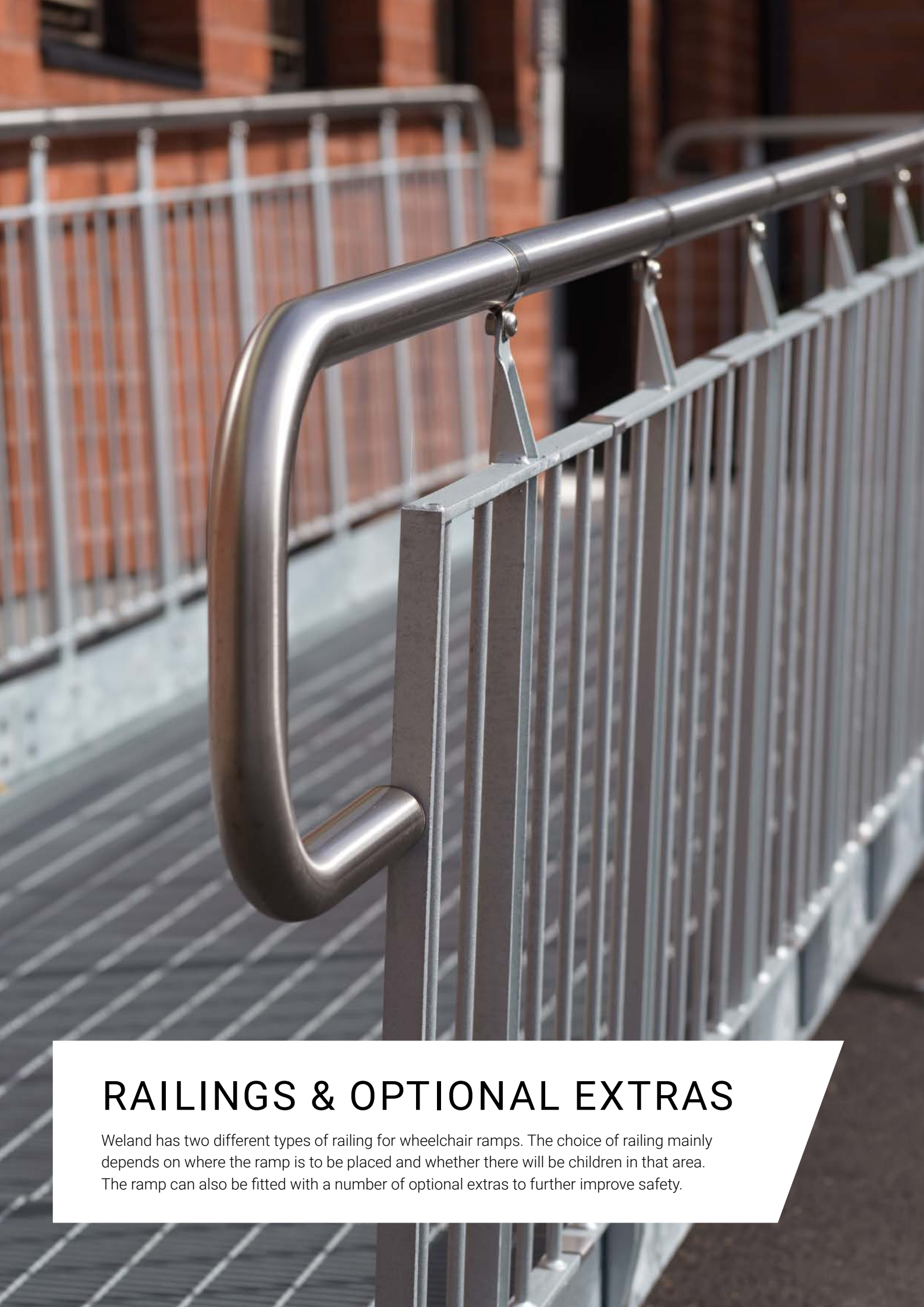
Complete kit of steel tube support legs, $\varnothing 42$ mm.
Adjustable from 350 to 1000 mm.



SQUARE SUPPORT LEGS

Complete kit of square tube CFCHS support legs, 60x60x3. Adjustable from 480 to 1600 mm.



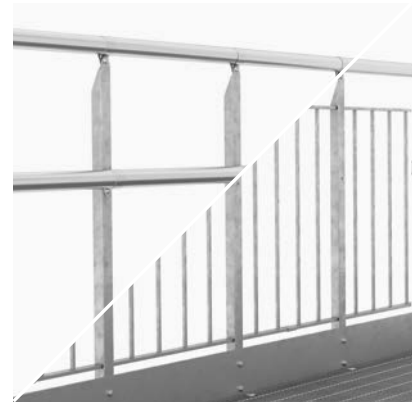


RAILINGS & OPTIONAL EXTRAS

Weland has two different types of railing for wheelchair ramps. The choice of railing mainly depends on where the ramp is to be placed and whether there will be children in that area. The ramp can also be fitted with a number of optional extras to further improve safety.

STANDARD & ROUND BAR RAILINGS

Standard railing with c/c 500 mm balusters. Held in stock. Round bar childproof guard railing with a maximum spacing of 100 mm between the rails.



EXTENDED HANDRAIL

For increased availability, the wheelchair ramp is equipped with an extended handrail. The handrail is extended by 300 mm at the beginning and end.



EXTRA HANDRAIL

Round bar railing can be fitted with an extra handrail. This helps to increase the safety of the ramp and it is placed under the normal handrail. The extra handrail is included in the Standard railing.



HANDRAIL



If the access ramp is installed alongside a wall, it is possible to secure a handrail to the wall.




LIGHTING

The addition of lighting creates a stylish and welcoming atmosphere. Lighting from the handrail can also serve a practical purpose, offering an extra element of safety by illuminating poorly-lit areas.







PROJECT PLANNING

Our wheelchair ramps meet the relevant swedish requirements in the building regulations for public spaces. Public spaces must, by law, have an entrance that can be accessed without steps. Our wheelchair ramps are manufactured in Sweden, have a simple, robust design and are made of hot-dip galvanized steel for added stability and durability. The following information can be useful to bear in mind when requesting a quote and placing an order.



FACTORS TO CONSIDER WHEN PLANNING YOUR PROJECT

- What is the purpose of the ramp?
- Is it to improve access for wheelchair users and people with mobility difficulties, or to facilitate the transport of goods?
- What width and lengths am I interested in?
- Does the length of the disabled access ramp meet the requirement for a maximum gradient of 1:12?
- The height difference between the ground and the landing at the top should not be more than 1 metre.
- Does the project need a childproof railing?
- Can I adapt my wishes to stocked sizes?
- Recessed LED lighting for the handrail is also available.

FACTORS TO CONSIDER BEFORE ORDERING

- Make sure that the length of the ramp meets the minimum requirements for degree of incline.
- The standard width of 1300 mm is kept in stock and 1500 mm can be delivered within a short period of time.
- Check any requirements for child safety.
- We have a large range of ramps suitable for material transport etc. These are 900 mm in width.

We apply our many years of experience to guide and advise you at the planning stage. A drawing is made specially for each access ramp that is ordered and sent to the customer for approval prior to production.

Please contact us for further information.





OUR EMPLOYEES MAKE THE DIFFERENCE

It is not the products or machines that make Weland. It is the people. Our committed, inventive, and attentive employees who know the meaning of high quality. We carry with us the family feeling of the small company we were at our founding, and we know what closeness to the customer is all about. We call it the Weland Spirit.



