




NordProfil



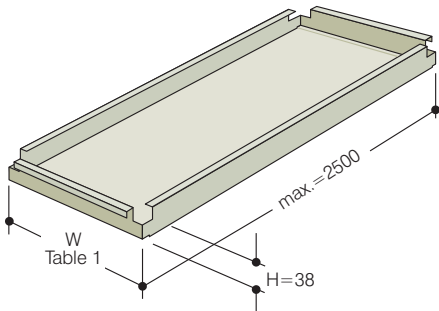
**Nord Profil Deutschland  
GmbH & Co. KG**  
Meteler Stiege 51-57  
48565 Steinfurt  
Germany  
Tel.: (+49)-2551 864 600  
Fax: (+49)-2551 864 6020  
E-mail: info@nordprofil.com  
Internet: www.nordprofil.com

# Nexus-Tilux

LONGSPAN CEILING PANELS  
(Lay-in Systems)



1





Cold roll formed galvanised mild steel in thicknesses shown in **Table 1**.  
**Standard finish:** stove enamel polyester paint in matt gloss. Colour: white similar RAL 9010.  
**Special finishes:** subject to minimum order quantity.

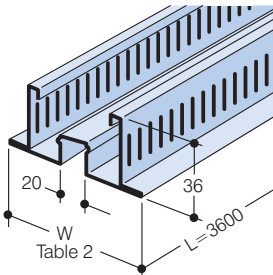
**Table 1** Panel widths and metal thicknesses.

Legend: W = tile width mm  
H = tile height mm  
L = tile length mm  
Mo = tile module mm  
Al = aluminium thickness mm  
St = mild steel thickness mm

Ref.	W	H	L	Mo	St
NT600	600	38	1720	1800	0.8
NT600	600	38	1270	1350	0.8
NT400	400	38	1720	1800	0.8
NT400	400	38	1270	1350	0.8



2



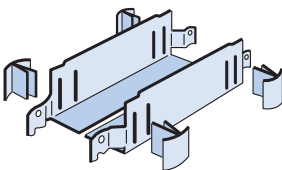
**Table 2** BANDRASTER widths and metal thicknesses.

Legend: W = BANDRASTER width mm  
H = BANDRASTER height mm  
St = mild steel thickness mm

W	H	St
100	36	0.7
120	36	0.75
150	36	0.75

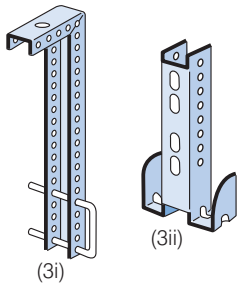
**Standard length:** 1720 mm (for module 1800 mm) and 1270 mm (for module 1350 mm).  
**Insulation pad:** see item (4).

2A



**BANDRASTER** splice angle, 168 mm long overall, manufactured in 1mm thick galvanized mild steel. 2 no's required per coupled end of **BANDRASTER** profile, including 4 no's 0.4 mm thick steel fixing clips per end.

3i

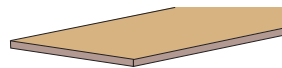


Upper section **VERNIER** hanger in 1.0 mm thick galvanised mild steel, with 3 mm dia. steel looped security pin.  
**Standard length:** 2000 mm (cut and bend on site to suit ceiling void depth).

3ii

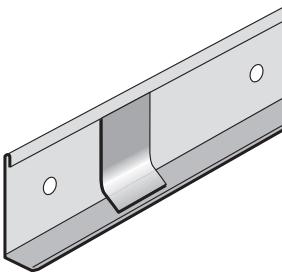
Suspension bracket manufactured in 2 mm thick galvanised mild steel.

4



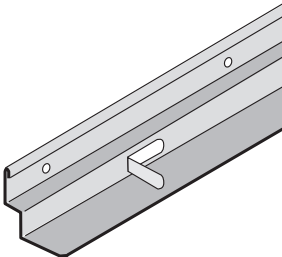
Perforated tiles to have black tissue lining bonded to rear of tile.  
Insulation pads fitted in tile on site when specified.  
**Standard** 30 mm thick 55kg/m<sup>3</sup> with black tissue face (acoustical properties available).

5



Perimeter angle trim in cold roll formed 0.7 mm thick galvanised mild steel.  
**Standard finish:** white or black semi gloss stove enamel polyester paint.  
**Standard length:** 4000 mm.  
**Overall size:** 40 mm deep x 20 mm wide.

6



Perimeter shadow line angle trim in steel, finish and lengths as (5).  
**Overall size:** 44 mm deep x 36.5 mm wide (24 x 12.5 x 20 x 24 mm). Shadow gap width = 12.5 mm.

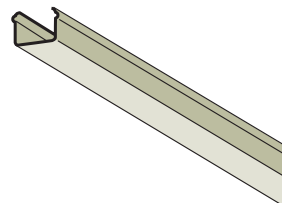
7

Reference number allocation to a component is based on its function in the ceiling system. No **NEXUS-TILUX** component suits item (7) classification.

8

Reference number allocation to a component is based on its function in the ceiling system. No **NEXUS-TILUX** component suits item (8) classification.

9



**BANDRASTER** groove closure piece V20H8 cold roll formed in 0.4 mm thick zinc coated mild steel.  
**Standard finish:** stove enamel polyester paint in matt gloss. Colour: white RAL 9010.  
**Special finishes:** subject to minimum order quantity.  
**Standard length:** 3600 mm.

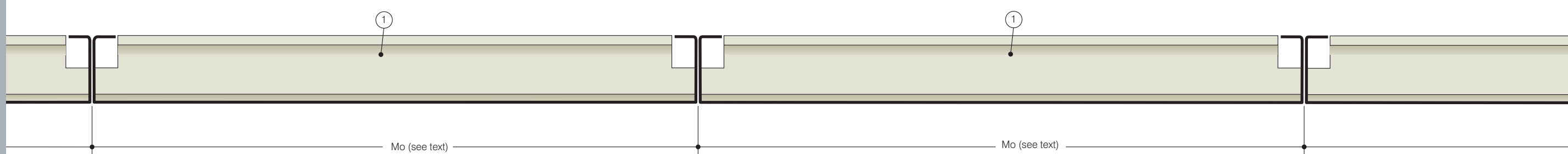


Fig. 1 Nexus-Tilux longspan tile (Mo = 400mm) in cross section.

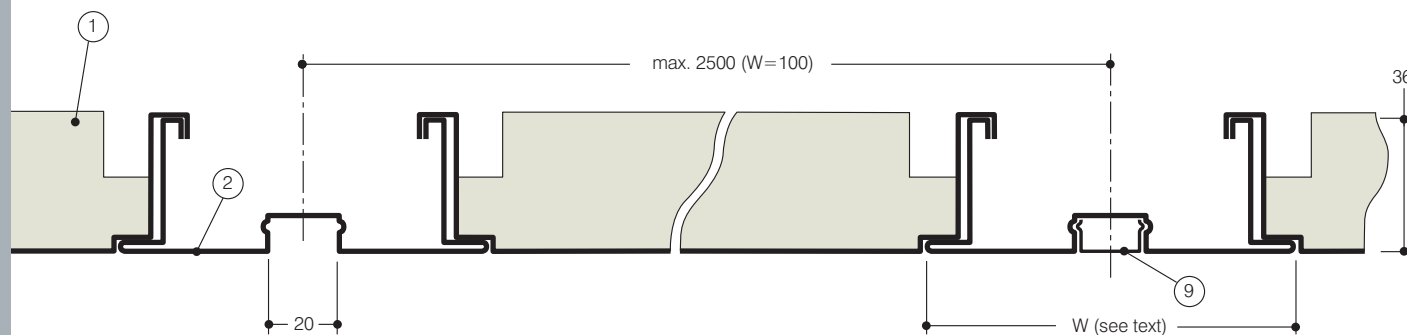


Fig. 2 BANDRASTER profiles (W=100) in cross section.

The BANDRASTER profiles (2) (Fig.2 & 3) are located on centre of rectilinear grid lines specified in working documents/ drawings and suspended from the structural soffit by adjustable hangers and brackets (3i) & (3ii) (Fig.3). At wall abutments the profiles are secured to

wall battens using 2 no's, bent, and screw fixed splices (2A) (see rear page). Extra bracing is not required; at each end of Nexus-Tilux tiles the recessed ends rest on the BANDRASTER profile's ledge and the upper ends are hung on the upstandings of the BANDRASTER for

optimum security. Either of the perimeter angles (5) or (6) (Fig.4) can be used to cloak the cut edges of Nexus-Tilux tiles at walls and other abutments. The edges are held down by clips on angle (5) and by pull out tabs on angle (6).

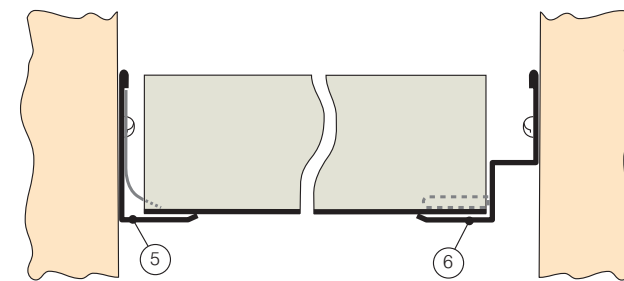


Fig. 4 Perimeter angles (5) and (6) Note: hold down clip (dotted line) for CUT PANELS ONLY.

A tray formation metal ceiling tile (1)(Fig.5), the Nexus-Tilux tile is a 400 or 600 mm module (Mo)

Version of Nexus-Tilux LONGSPAN accorded premier availability over optional other widths and lengths of the same tile. With a self supporting span capacity and variable length availability up to 2500 mm, the tiles form general interior ceilings using a rectilinear grid matrix (see BANDRASTER).

Manufactured from zinc coated mild steel, they are supplied in plain (non perforated) metals or in a perforated form shown on the rear page. Available in standard stove enamel white finish (powdercoated) and in special finishes subject to minimum order quantity.

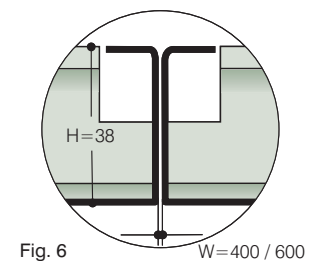
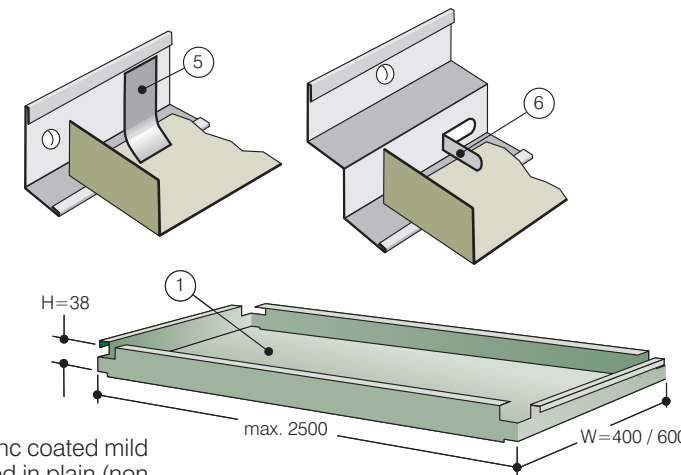
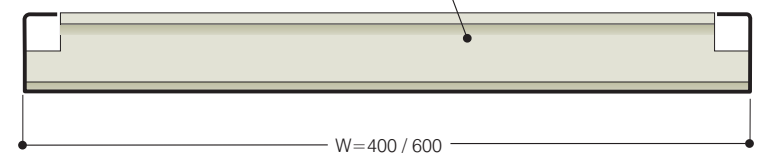


Fig. 6

Fig. 5 Nexus-Tilux LONGSPAN tiles



Pierced slots at 10 mm intervals in the profile stem allow it to be adapted by interlocking methods for tartan patterned grid matrices.

#### BANDRASTER

A stove enamel finished galvanized mild steel profile (2) (Figs. 2 & 3), available in 100 mm standard width (W) and in two optional sizes W=120 or W=150 mm. These BANDRASTER profiles are used to construct rectilinear grids. Nexus-Tilux tiles span between these, their ends rested on 11 mm wide profile ledges and hung on the bandraster upstandings.

NEXUS-TILUX tiles can act as a climate ceiling (cooling and heating) when combined aluminium profiles and bent copper elements are connected and assembled in the Nexus-Tilux tiles (Fig.3) in the factory. Specification details and test data are available on request.

The steel tiles with insulation are also used for fire protection.

Fluorescent light fittings and spotlights can be integrated in the tiles.

Please note that certificated performance data are in section 8 and typical specification layout is on sheet 3.21.

Details of other BANDRASTER application possibilities are given on sheet 5.03.

#### BANDRASTER

functions as a location and support track for lighting fittings and for ceiling height partitions. The 20 mm wide groove in the profile accepts a clip in closure piece (9) (Fig.2).

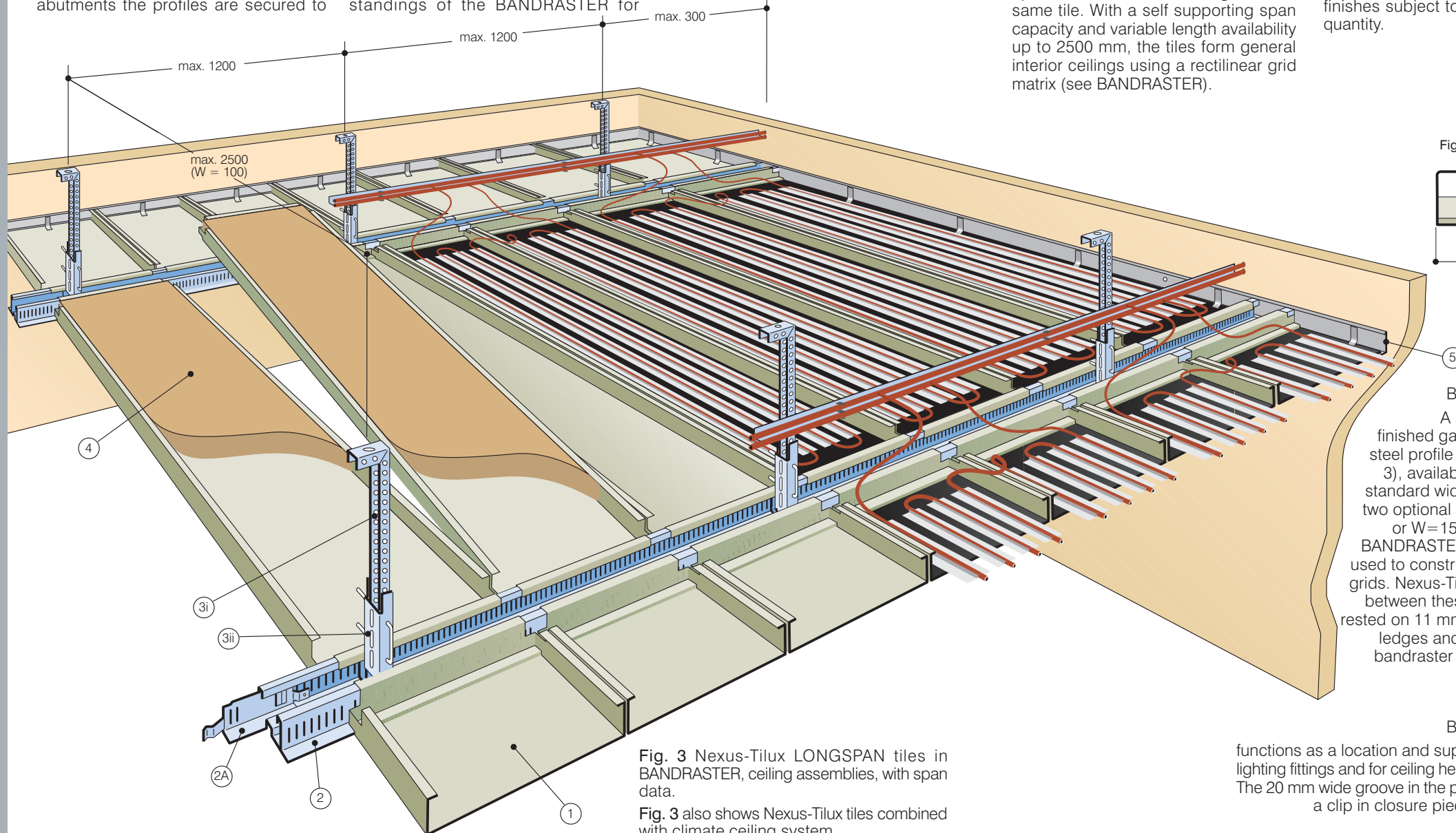


Fig. 3 Nexus-Tilux LONGSPAN tiles in BANDRASTER, ceiling assemblies, with span data.

Fig. 3 also shows Nexus-Tilux tiles combined with climate ceiling system.

Note: insulation pads (4) not shown generally for clarity reasons.

# Nexus-Tilux